


Step 1. Using crayons, markers or colored pencils customize any of the items shown in this activity packet.

Step 2. Cut your customized character images out using a scissors.



Step 3. Take the Safe T Riders where ever you go. Photograph and share their adventures with family and friends. Most importantly make sure to promote how to ride elevators escalators and moving walkways safely.

Be a SAFE-T-RIDER!


For interactive games and videos please visit [www.safetyriders.org](http://www.safetyriders.org) and also visit [www.eesf.org](http://www.eesf.org)




# Character Cutout & Activity Packet



# SAFETRIDERS





Color, cutout and tape to the image on page 3 and you've got your very own elevator!



The Elevator Escalator Safety Foundation  
356 Morgan Avenue | Mobile, AL 36606 | [www.eesf.org](http://www.eesf.org) | [www.safetyriders.org](http://www.safetyriders.org)

